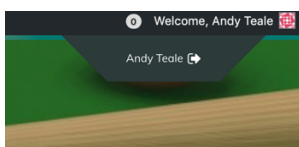


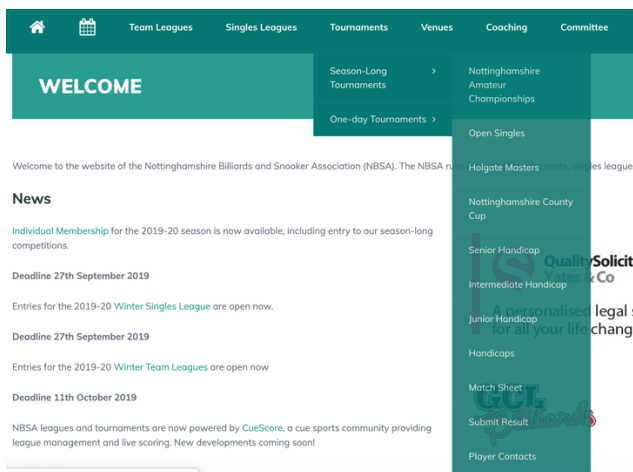
FAQ: How do I submit a season-long tournament result?

The NBSA website allows players to submit their scores with a simple photo of your scoresheet. Follow these steps:


1. Click on the icon to login. This is in the grey area at the top of the page.
2. Once you are logged in your name will be displayed with a welcome message.



3. On the green menu bar go to Tournaments -> Season-Long Tournaments -> Submit Result



4. On the Submit Result form select the tournament, then press Choose file.
 - a. On your phone you will be able to take a photo to submit there and then.
 - b. On a desktop / laptop you can navigate to a previously taken photo to upload. You may use this option if you do not have signal / data at the match.

A screenshot of the "SUBMIT RESULT" form. The form has a green header with the text "SUBMIT RESULT". Below the header, there is a dropdown menu labeled "Select Tournament *" with "Select unless" as the selected option. Underneath is a section for "Upload Results *" with a "Choose file" button and the text "No file chosen". At the bottom of the form is a "Submit" button.

5. Press Submit and wait for the green confirmation banner. Note that on a mobile this may take 30 secs or so to appear if the connection is poor.

Your form was successfully submitted.